


Double protection

– the Duplex system

Steel is one of the basic structural materials in the construction industry. We take advantage of the physical and mechanical properties of high quality steel to obtain fence elements that are very stable and durable.


The manufacturing of WIŚNIOWSKI fence systems is based on the best materials and state-of-the-art technological lines. During the design phase, we use the finite element method (FEM), which allows us to understand how the product works in various conditions. To ensure the best weld quality, we use cutting edge welding technologies, obtaining repeatability of the products we make.



Certificates

What it means for you

Safety begins already at the production stage. Certainty that your product is made using the best materials ensures peace of mind when thinking about your home on a daily basis.



10
YEARS

Corrosion protection
warranty



Exceptional
durability



Corrosion protection



Duplex
system

WIŚNIEWSKI fences are manufactured using only the most durable of all materials – steel – and we process it by hot-dip galvanizing or coat painting using the DUPLEX system. The process is carefully controlled at each stage to ensure the highest attainable quality. We confirm this quality by providing ten year anti-corrosion warranty for steel fence elements.

CLASSIC

STEEL

AW.10.05 Version: closed steel box sections, caps in the top line of the infill, 20x20 [mm]



STEEL

AW.10.06 Version: closed steel box sections, caps in the top line of the infill, \diamond 20 [mm] - pass-through



STEEL

AW.10.16 Version: closed steel box sections, caps in the top line of the infill, 70x20 [mm]



STEEL




AW.10.17 Version: closed steel box sections, caps in the top line of the infill, 70x20 mm



STEEL

AW.10.70 Version: 40x27 [mm]





Top edge options

- flat top edge
- concave top edge
- convex top edge
- available in a skewed version
- railing available

Panel fences

– perfectly versatile

WIŚNIEWSKI mesh panel systems are a solution used in places where durability, high quality, and safety are crucial. They can be used in urban areas, industrial areas, as perimeter protection in recreational areas or as a complement to a typical residential fence.



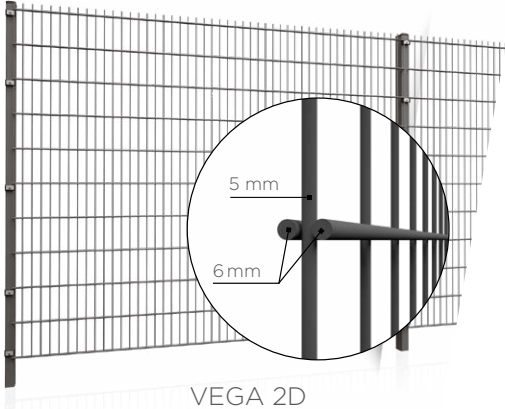
2D mesh fences



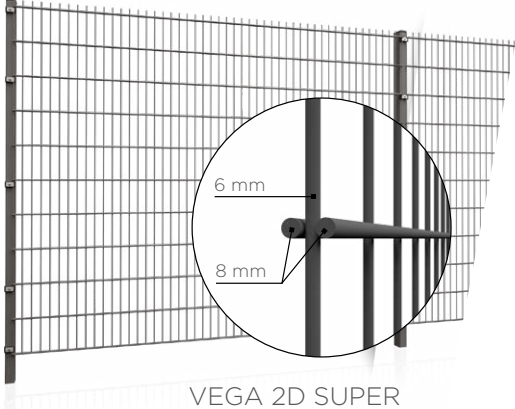
Discover more details on WIŚNIEWSKI

The method of corrosion protection and the type of material used are responsible for the quality of the mesh panels. WIŚNIEWSKI panels are manufactured using a process that minimizes the occurrence of corrosion for many years and additionally guarantees fence robustness. **Check the quality of the panels before you choose yours.**

2D mesh panels



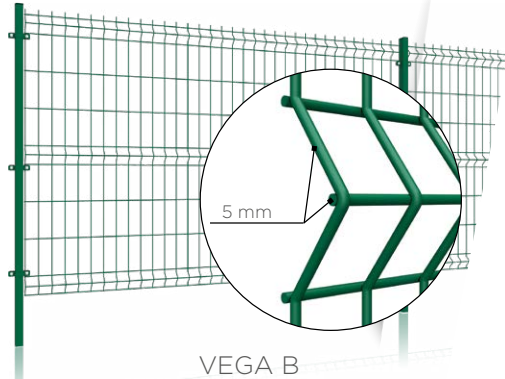
VEGA 2D



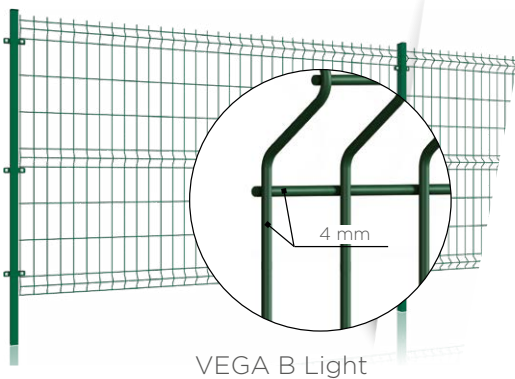
VEGA 2D SUPER

Panel without ribs reinforced with a double wire with a larger gauge.

3D mesh panels




VEGA B



VEGA B Light

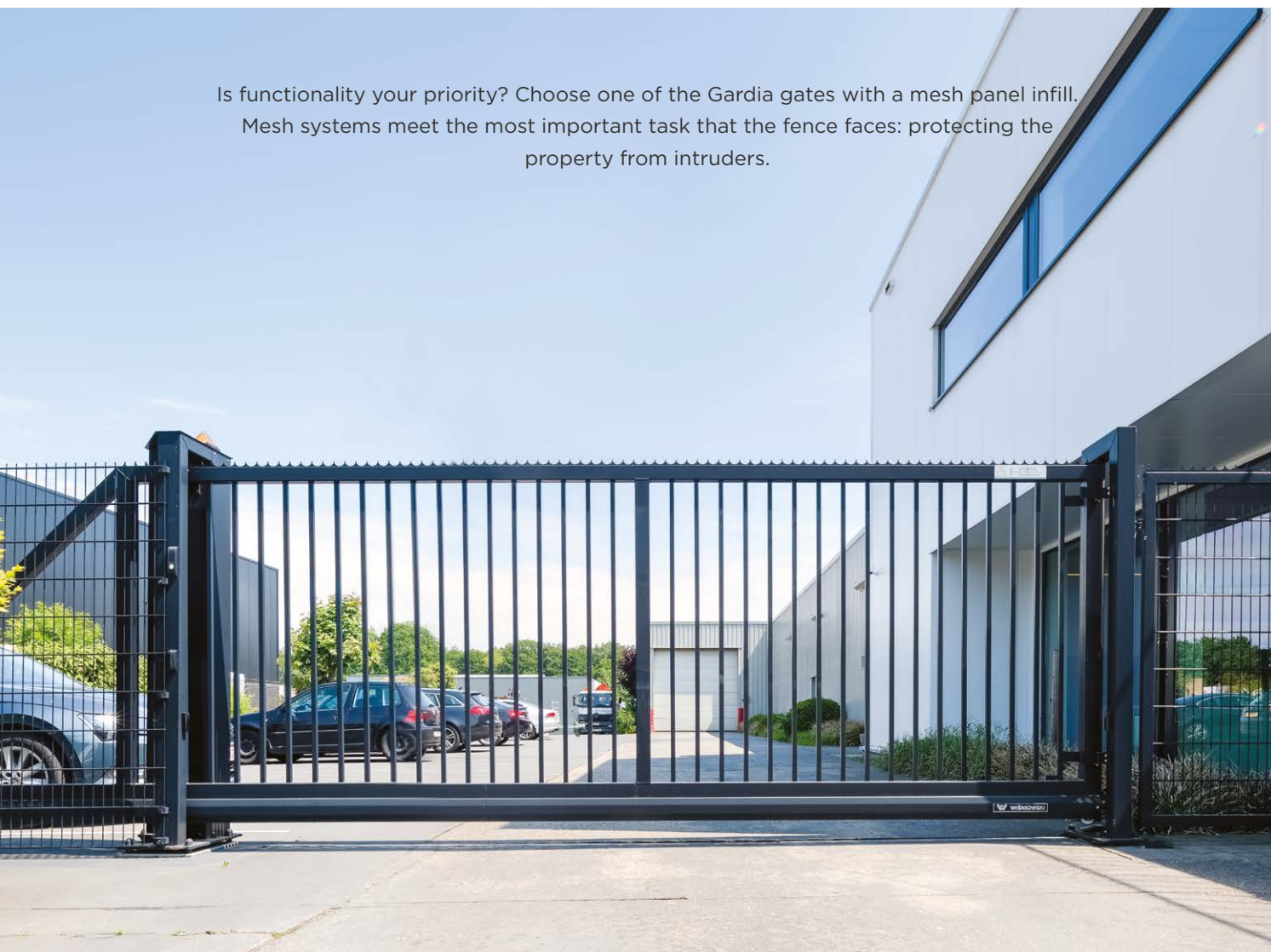
Panels with ribs ensure maximum resistance to deformation.



Mesh systems

– economical and durable

Is functionality your priority? Choose one of the Gardia gates with a mesh panel infill. Mesh systems meet the most important task that the fence faces: protecting the property from intruders.



Gardia system

Mesh systems form economical, durable, and functional fences that work well not only on business premises. They are also a great solution for allotments or gardens. Do you own a summer house? A recreational area? With mesh systems, you can secure it properly.

The sliding gates in the Gardia system can be up to six metres wide and two metres high. The gate structure is made of 60 x 40 mm sections. It can be infilled with the VEGA 2D 6/5/6 or Vega 2D Super 8/6/8 mesh panels.

Gabion systems

– exceptional aesthetics



CORROSION PROTECTION

Mesh panels and posts protected by galvanizing and powder coating




CUSTOMIZATION

The possibility to infill the gabion with different types of stones is one of the options for fence customization.



AESTHETICS


Gabion fences find a wide range of applications as fence elements for modern properties.



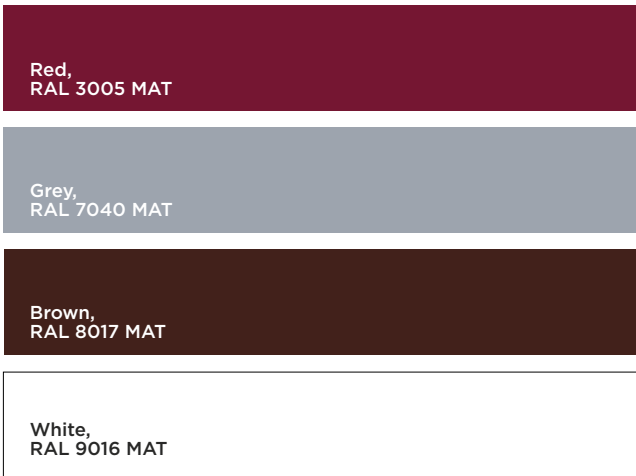
The gabion system is dedicated both for industrial and residential properties. It matches the surroundings exceptionally well and has an appealing design

Depending on the preferences, the gabion system can be built using 3 types of posts: the IPE 160 I-section or STM posts based on 50x100 or 50x120 [mm] closed box sections, and two types of flat panels – Vega 2D and Vega 2D Super. The gabion system by WIŚNIOWSKI ensures long-term reliability. The panels and posts are treated by hot-dip galvanizing or galvanizing and polyester coating, which effectively prevents corrosion processes. Additionally, special clips intended for joining the panels prevent deformation of the gabion system caused by the constant pressure of the stones. This allows us to ensure quality and reliability of the product.

Colours. Textures



Colour is the first feature our senses react to. We made sure that each of our customers can find the exact colour they are looking for. Our gates can be manufactured in RAL palette colours and the unique HOME INCLUSIVE colours – together with our range of textures and additional decorative elements, this gives you hundreds of options for a tailored solution.



Take advantage of the unique possibilities provided by the original, proprietary WIŚNIEWSKI brand palette: **HOME INCLUSIVE**. It includes over a dozen colours with a metallic finish and stunning 3D depth.

HOME INCLUSIVE COLOURS



Home Inclusive


– house joinery and fence in matching design

A modern approach to design resulted in a perfect stylistic combination that gained new design and color possibilities. You can choose from specially created sets of gates, windows, doors and fences, being sure that they will emphasize the unique character of your property. Take advantage of the Home Inclusive 2.0 collection, which allows you to create a coherent set of WIŚNIEWSKI gates, windows, doors and fences in terms of design.





Find out more
solutions
WIŚNIEWSKI
Home Inclusive



WIŚNIEWSKI. Garage doors, windows, doors, gates and fences.

Automation solutions for entrance gates



A properly selected gate is crucial when it comes to ensuring functional and reliable access to the property. Depending on the layout of the premises, a conventional double-leaf gate or a more comfortable sliding gate can be chosen. Its cantilever design provides smooth operation in all kinds of conditions. Looking for something unique? Consider a folding gate – its special design saves a lot of space in the driveway.

A reliable system

- Drive unit integrated with the post is WIŚNIEWSKI's proprietary solution for sliding gates.
- The structure protects the automatic operating unit from damage.
- The fence line is not interrupted by an additional element. The drive unit integrated with the post is nearly invisible.



Classic **form**



CE certificate - **safety**

To ensure user safety and comfort, the gate drive unit is tucked away in the post integrated with the structure. This unique solution allows only authorized persons who have the key to access the control device, and the post also protects the mechanism from adverse weather conditions.



Resistant to weather conditions



WIŚNIEWSKI Connected

smart as standard



When you choose WIŚNIEWSKI Connected, you don't need a smart home central control unit. Selected WIŚNIEWSKI products are ready to connect as standard – you can connect them to the smart home without any additional devices or extra charges. WIŚNIEWSKI Connected uses Wi-Fi instead of radio transmission and the app lets you stay in touch with your home from almost any place in the world.

Live more comfortably with **smartCONNECTED**

WIŚNIEWSKI POWERED BY somfy.



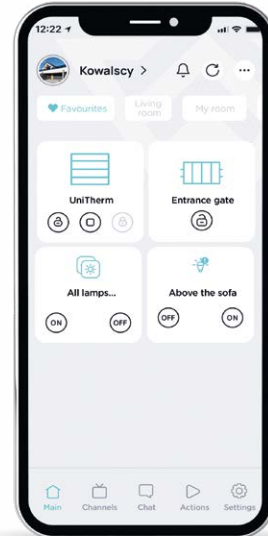
TaHoma - Your smart home

The io-homecontrol® system with radio transmission makes it possible to wirelessly connect the METRO Smart io and MOTO io drive units to the smart home controlled by Somfy's TaHoma Switch central control unit. Building a comprehensive smart home provides a number of benefits and additional features that enhance your comfort every single day. The app gives you constant access to the most important functions of the elements of your home

Check what you can gain when you choose Tahoma switch



Choose your path to a smart home. State-of-the-art WIŚNIEWSKI products will accompany you along the way. Smart home systems can be expanded at will, and you can ensure full control over every part of your property. Control, share access, grant permissions, and build scenarios that will make your day smarter!



The **WIŚNIEWSKI Connected** app - new quality as standard

When you choose WIŚNIEWSKI Connected, you don't need a smart home central control unit. WIŚNIEWSKI garage doors with the SPARK drive unit are ready to connect as standard - you can connect them to the smart home without any additional devices or extra charges. WIŚNIEWSKI Connected uses Wi-Fi instead of radio transmission and the app allows you to control the garage door from almost any place in the world.

Check what you can gain when you choose WIŚNIEWSKI Connected





INFINITY AW.10.132


Fence: Infinity AW.10.132 / RAL 7016 colour

UniTherm garage door

CREO entrance door







CLASSIC AW.10.70

Fence: CLASSIC AW.10.70 / RAL 7016 colour

UniTherm garage door

CREO entrance door




HOME INCLUSIVE

Fence: HOME INCLUSIVE AW.10.200 / RAL 7016 colour

UniTherm garage door

CREO entrance door



CLASSIC AW.10.70

Fence: CLASSIC AW.10.70 / RAL 7040 colour

UniTherm garage door

CREO entrance door








CLASSIC AW.10.PP

Fence: CLASSIC AW.10.PP custom design structure



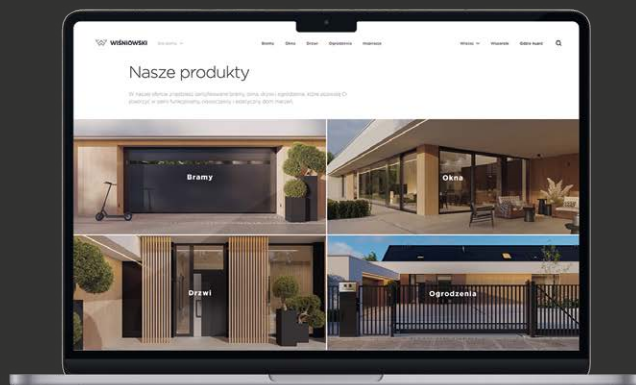
Your fence – from design to completion



EXPERT

Now, designing your optimal solution is even easier with our revolutionary AW Expert software – a unique application for designing fences. This tool can generate your design and quotation in a matter of minutes.

www.wisniowski.eu



Connect with **the very best!**